Snap Frame

- Quick poster change, front loaded
- Great variety of profiles
- Long life, high quality
- Easy to install, easy to handle
- Different possible colour finishes
- Possible branding with logo
- Modern and neutral design
- Standard and custom made postersizes

Noventis viscom
Signs and Displays

Noventis Viscom SA
Chemin du Pont-du-Centenaire 109,
CH-1228 Plan-les-Ouates
T 022 738 10 31
F 022 738 10 34

www.noventis-viscom.com
info@noventis-viscom.com

PROFIELEN
PROFILÉS
PROFILES
PROFILE

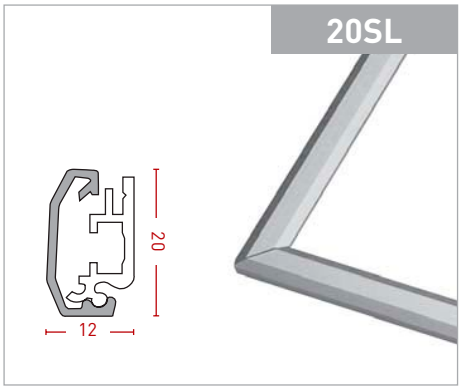

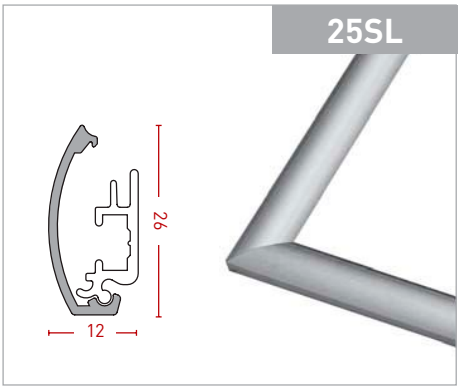

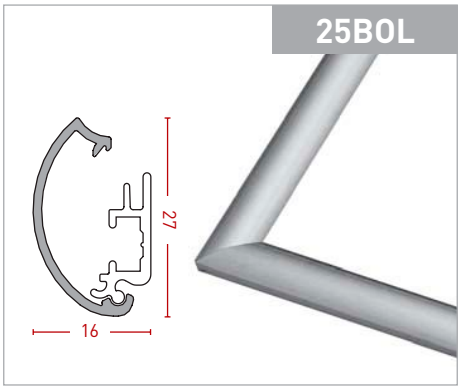

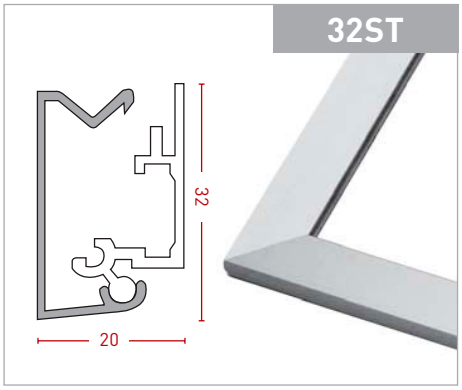

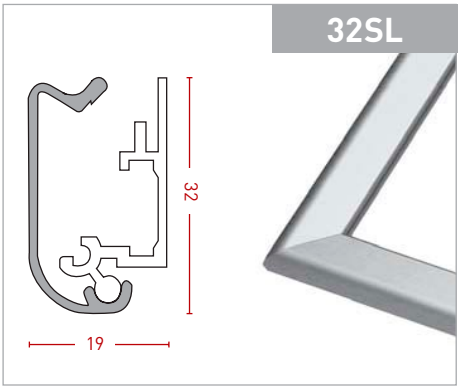

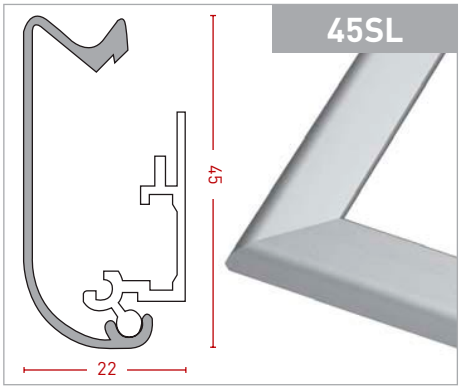

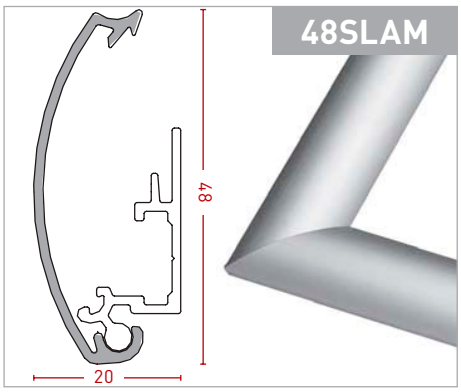

maten in mm (schaal 1:1)
dimensions en mm (échelle 1:1)
sizes in mm (scale 1:1)
Abmessungen in mm (Massstab 1:1)

SPECIFICATIES
SPÉCIFICATIONS
SPECIFICATIONS
SPEZIFIKATIONEN

1	2
bladveer ressort spring Blattfeder	klikprofiel (geanodiseerd alu) profilé clic (alu anodisé) click profile (alu anodised) Klappprofil (alu eloxiert)
3	**4**
basisprofiel (alu) profilé de base (alu) base profile (alu) Unterprofil (alu)	hoekverbinder (verzinkt staal) équerre (acier galvanisé) corner bracket (galvanised steel) Eckverbinder (galvanisierter Stahl)
5	**6**
rugpaneel (polystyreen) panneau de dos (polystyrène) back panel (polystyrene) Rückwand (Polystyrol)	poster affiche poster Poster
7	
beschermfolie (apet anti-reflex) feuille de protection (apet anti-reflet) cover sheet (apet anti glare) Schutzfolie (apet antireflektierend)	



	20SL	25SL	25BOL
PROFILE WIDTH	20 mm	26 mm	27 mm
VISIBLE SIZE	poster size - 12mm	poster size - 21 mm	poster size - 25 mm
OVERALL SIZE	poster size + 30 mm	poster size + 30 mm	poster size + 30 mm
POSTER SIZE		A4 - A3 - A2 - A1	
		500x700mm	
		400x600mm	
		600x800mm	
		700x1000mm	

	32SL	32ST	45SL	48SLAM
PROFILE WIDTH	32 mm	32 mm	45 mm	48 mm
VISIBLE SIZE	poster size - 20 mm	poster size - 20 mm	poster size - 46 mm	poster size - 52 mm
OVERALL SIZE	poster size + 44 mm	poster size + 44 mm	poster size + 44 mm	poster size + 44 mm
	POWDER COATED PROFILES ON DEMAND			
POSTER SIZE	A3 - A2 - A1 - A0			
	500x700mm			
	700x1000mm			
	400x600mm			
	600x800mm			
	800x1200mm			

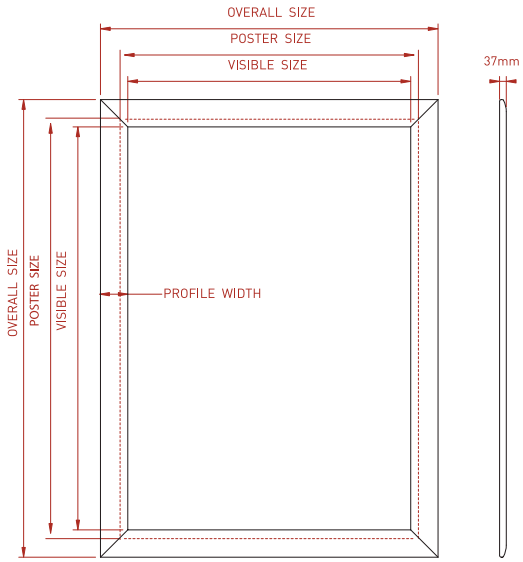

HANDLEIDING
MODE D'EMPLOI
MANUAL
ANLEITUNG

PLAATSING
MONTAGE
MOUNTING
MONTAGE

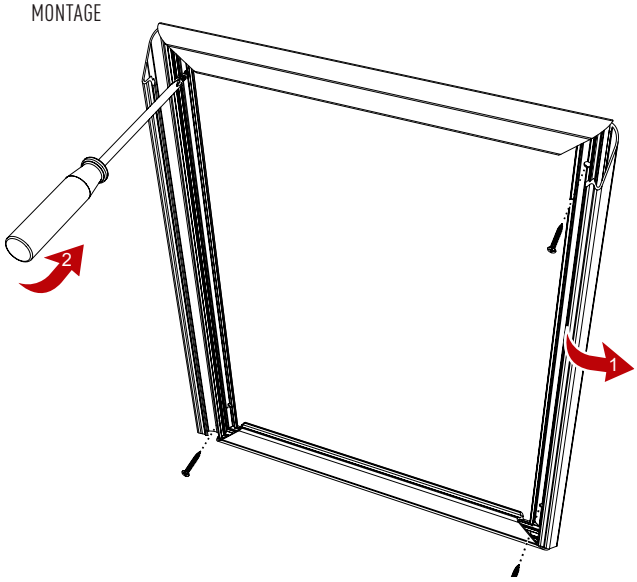

POSTERWISSEL
CHANGEMENT DE L'AFFICHE
POSTER CHANGE
POSTERWECHSEL

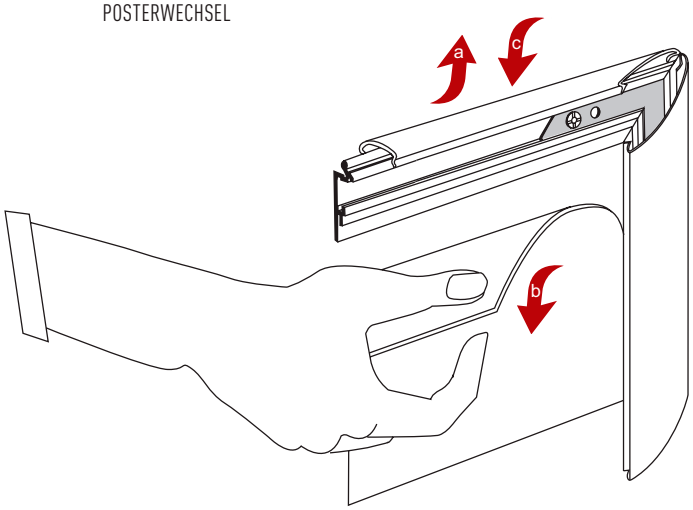

NL

PLAATSING

1. Open de klikprofielen op de lange zijde.
2. Schroef de kader via de 4 gaten in de hoekverbinders tegen de wand.

POSTERWISSEL

a. Open de klikprofielen.
b. Plaats de poster achter het voorzetvel (matte zijde is buitenzijde). Positioneer de poster in het basisframe.
c. Sluit de klikprofielen.

FR

MONTAGE

1. Ouvrez les profilés clics sur les longs côtés.
2. Fixez le cadre contre le mur, avec des vis dans les 4 trous situés dans les coins.

CHANGEMENT DE L'AFFICHE

a. Ouvrez les profilés clics.
b. Placez l'affiche dans le profilé de base. Mettez la feuille de protection sur l'affiche avec la côté anti-reflet dessus.
c. Fermez les profilés clics.

EN

MOUNTING

1. Open the click profiles at the long sides.
2. Screw the frame on to the wall through the 4 holes in the corner pieces.

POSTER CHANGE

a. Open the click profiles.
b. Position the poster in the base profile. Put the cover sheet on the poster with the non-reflective side up.
c. Close the click profiles.

DE

MONTAGE

1. Seitliche beide Klappprofile öffnen.
2. Rahmen durch die 4 Löcher an die Wand schrauben.

POSTERWECHSEL

a. Klappprofil öffnen.
b. Poster hinter die Schuzfolie ins Trägerprofil einlegen (Matte Seite nach aussen).
c. Klappprofil schliessen.

TOEBEHOREN
ACCESSOIRES
ACCESSORIES
ZUBEHÖR



ophangoog
oeillet de suspension
suspension eye
Aufhängeöse

ophanghaak
crochet
suspension hook
Haken

C-haak met ketting
Crochet avec chaine
C-hook with chain
C-Haken mit Aufhängekette

ophangsetje met staalkabel
kit de suspension avec câble en acier
suspension kit with steel cable
Aufhängekit mit Stahlkabel

TOEPASSINGEN
APPLICATIONS
APPLICATIONS
ANWENDUNGEN

TOEPASSINGEN
APPLICATIONS
APPLICATIONS
ANWENDUNGEN

TOEPASSINGEN
APPLICATIONS
APPLICATIONS
ANWENDUNGEN